




# Built-In Cooktop

FPIC3077RF

30" Induction



## Product Dimensions

Width	30"
Depth	20-5/8"
Height	2-7/8"

## More Easy-To-Use Features

**Cool Cooktop, Simple Cleanup**  
Cool-to-the-touch cooktop generates heat directly to the pan, not the cooktop, so spills can't burn on.


**Controlled Cooking**  
Adjusts from a powerful boil to a gentle simmer instantly — ideal for rice, soups and sauces.

**Professional-Grade Controls**  
Heavy-duty knobs deliver precise temperature control, whether you're simmering, sautéing, searing or boiling.

**Efficient Use of Power**  
The cooktop heats the pan directly so less heat is lost in the cooking process.

**Cookware Compatible**  
Induction-friendly cookware includes most stainless steel or iron-based cookware. If a magnet sticks to the bottom of the cookware, it's compatible.

Available in:



Elements	Size	Watts
Right Front	10"	2,500 / 3,800
Right Rear	6"	1,450 / 2,000
Left Front	7"	1,800 / 2,600
Left Rear	7"	1,800 / 2,600

*10" induction right burner, 6 qt./10" diameter pot, 1 qt. tepid water.*

## Signature Features



**Maximize Your Time**  
PowerPlus™ Induction Technology boils water in less than 2 minutes so you can shave time off of cooking dinner every day!



**Gas Benefits, Without the Remodel**  
Our PowerPlus™ Induction Cooktop offers the the speed, control and consistency of gas, without requiring the converting of your kitchen from electric to gas.



**Flexible Cooking**  
SpacePro™ Bridge Element allows you to cook two separate dishes at once, or combine elements for large pots or griddle use. The cooktop adapts to the size of the pan whether it's a small pot, a large frying pan or a griddle.



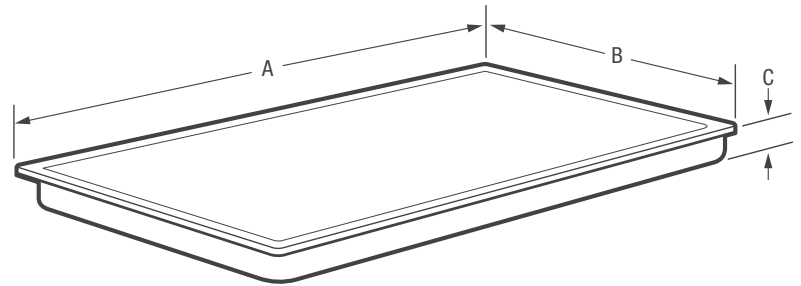
**Consistent Results**  
Even heat eliminates hot spots and delivers consistent results for creating delicious, evenly cooked foods like steaks and omelettes.

Features	
Controls	Pro-Select® Controls
Surface Type	Black Ceramic Glass
Right Front Element (Watts)	10" - 2,500 / 3,800
Right Rear Element (Watts)	6" - 1,450 / 2,000
Left Front Element (Watts)	7" - 1,800 / 2,600
Left Rear Element (Watts)	7" - 1,800 / 2,600
Hot Surface Indicators	Yes
Control Location	Center Front
Knob Color	Stainless
Knob Type	Cast Metal
Certifications	
A.D.A. Compliant <sup>1</sup>	Yes
Specifications	
Power Supply Connection Location	Right Rear
Voltage Rating	240V / 208V / 60Hz
Connected Load (kW Rating) @ 240 / 208 Volts <sup>2</sup>	9.6 / 8.3
Amps @ 240 / 208 Volts	40 / 40
Minimum Circuit Required (Amps)	40
Approved for Electric Single Wall Oven Combination Installation <sup>3</sup>	Yes
Shipping Weight (Approx.)	43 Lbs.

<sup>1</sup>When properly installed, this model is A.D.A.-qualified based on the United States Access Board's A.D.A./A.B.A. Accessibility Guidelines and the Department of Justice's 2010 A.D.A. Standards for Accessible Design.

<sup>2</sup>Single phase 3- or 4-wire cable, 120/240 or 120/208 Volt, 60 Hertz AC only electrical supply with ground required on separate circuit fused on both sides of line.

<sup>3</sup>Cooktops are approved for installation above any of our Electric Single Wall Ovens.



**NOTE:** For planning purposes only. Always consult local and national electric codes. Refer to Product Installation Guide for detailed installation instructions on the web at [frigidaire.com](http://frigidaire.com).

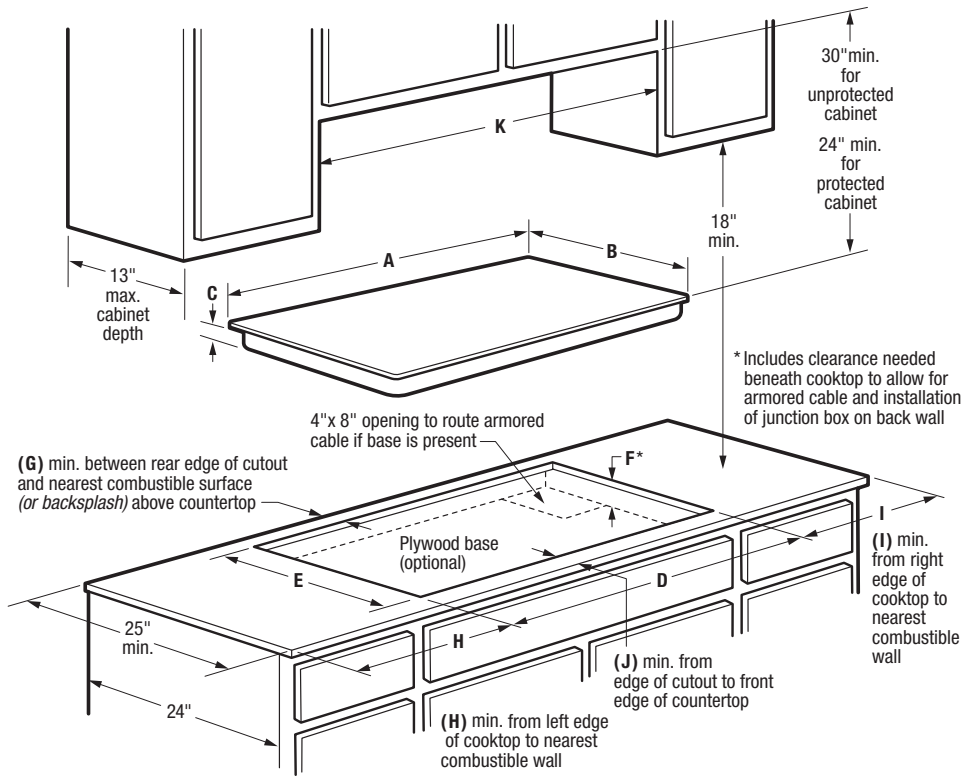


Product Dimensions	
A - Width	30"
B - Depth	20-5/8"
C - Height	2-7/8"

Cutout Dimensions	
Width (Min.)/(Max.)	28-1/2" / 28-5/8"
Depth (Min.)/(Max.)	19-5/8" / 19-3/4"
Height	3-5/8"

Granite Countertop Installation Kit available.

Accessories information available on the web at [frigidaire.com](http://frigidaire.com)



Product Dimensions			Required Clearances			
A - Width	B - Depth	C - Height	G (min.)	H (min.)	I (min.)	J (min.)
30"	20-5/8"	2-7/8"	1-1/2"	2"	2"	2-1/2"
Product Cutout Dimensions			K - Cabinet Opening Width (min.)	Utility Connection Locations		
D - Width (min. - max.)	E - Depth (min. - max.)	F - Height (min.)*		Power Supply		
28-1/2" - 28-5/8"	19-5/8" - 19-3/4"	3-5/8"	30"	Right Rear		

**Built-In Cooktop Specifications**

- Product Shipping Weight (approx.) - 43 Lbs.
- Single phase 3- or 4-wire cable, 120/240 or 120/208 Volt, 60 Hertz AC only electrical supply with ground required on separate circuit fused on both sides of line.
- Connected Load (kW Rating) @ 240/208 Volts = 9.6/8.3 kW
- Amps @ 240/208 Volts = 40/40 Amps
- Recommended Circuit Breaker - 40 Amps
- Always consult local and national electric codes.
- Cooktop cutout height includes clearance needed beneath cooktop to allow for armored cable and installation of junction box on back wall. Position center of junction box 10" inward from right side of cooktop cutout, and 12" down from underside of countertop.
- Overhead cabinetry should not exceed a 13" maximum depth.
- Absolute minimum horizontal distance between overhead cabinets installed to either side of appliance must be no less than 30".
- Allow 30" minimum clearance between top of cooktop platform and bottom of unprotected wood or metal overhead cabinet; or 24" minimum clearance when bottom of wood or metal overhead cabinet is protected by not less than 1/8" flame-retardant millboard covered with not less than No. 28 MGS sheet steel, 0.015" stainless steel, 0.024" aluminum or 0.020" copper.

- Allow 1-1/2" minimum clearance between rear edge of cutout and nearest combustible surface (or backsplash) above countertop.
- Allow 2" minimum required clearance from left edge of cooktop to nearest combustible wall and 2" minimum from right edge of cooktop to nearest combustible wall.
- Installation of drawer not recommended beneath cooktop.
- To reduce risk of fire when using overhead cabinetry, install range hood that projects horizontally a recommended minimum of 5" beyond bottom of cabinets.
- Induction Built-In Cooktop model FPIC3077R is approved to be used over any Frigidaire® Electric Single Wall Oven. (Refer to Electric Cooktop Installation Over 30"/27" Electric Single Wall Oven Specifications page on web.)

**Note:** For planning purposes only. Refer to Product Installation Guide on the web at [frigidaire.com](http://frigidaire.com) for detailed instructions.

**Optional Accessories**

- Granite Countertop Installation Kit - (PN # 903061-9010).